

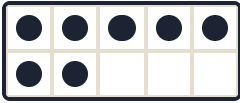
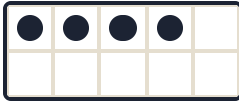

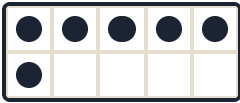
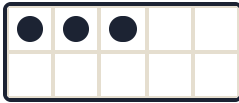

# Make 10 — Ten-Frames

Free Printable Worksheet · make10s.com

A ten-frame is a 2-by-5 grid — count the filled dots, then figure out how many more make 10. No timer here. Work through each section at your own pace.

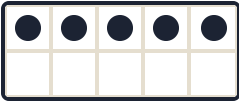


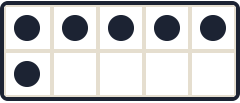
## PART 1 Complete the Number Bond

Count the dots in each ten-frame and write the number that makes 10 in the blank.

1)	 $7 + \square = 10$	2)	 $4 + \square = 10$	3)	 $9 + \square = 10$
4)	 $6 + \square = 10$	5)	 $3 + \square = 10$	6)	 $8 + \square = 10$

## PART 2 Draw to Make 10

Draw dots in the empty cells to fill the ten-frame to 10, then write how many dots you drew.

1)	 I drew <input type="text"/> dots	2)	 I drew <input type="text"/> dots	3)	 I drew <input type="text"/> dots	4)	 I drew <input type="text"/> dots
----	--	----	--	----	---	----	--

## PART 3 Match Each Ten-Frame to the Number That Completes It

Draw a line from each ten-frame on the left to the number on the right that makes 10. Each number is used exactly once.

1)		<div style="display: flex; flex-direction: column; gap: 10px;"> <div style="border: 1px solid black; border-radius: 50%; width: 30px; height: 30px; display: flex; align-items: center; justify-content: center;">4</div> <div style="border: 1px solid black; border-radius: 50%; width: 30px; height: 30px; display: flex; align-items: center; justify-content: center;">1</div> <div style="border: 1px solid black; border-radius: 50%; width: 30px; height: 30px; display: flex; align-items: center; justify-content: center;">9</div> <div style="border: 1px solid black; border-radius: 50%; width: 30px; height: 30px; display: flex; align-items: center; justify-content: center;">2</div> <div style="border: 1px solid black; border-radius: 50%; width: 30px; height: 30px; display: flex; align-items: center; justify-content: center;">6</div> </div>
2)		
3)		
4)		
5)		

Each number is used exactly once.

# Make 10 — Ten-Frames

**ANSWER KEY**

make10s.com

**PART 1 Complete the Number Bond — Answers**

Missing number = 10 minus the dots shown.

1)  $7 + 3 = 10$

2)  $4 + 6 = 10$

3)  $9 + 1 = 10$

4)  $6 + 4 = 10$

5)  $3 + 7 = 10$

6)  $8 + 2 = 10$

**PART 2 Draw to Make 10 — Answers**

Number of dots to draw (empty cells in each frame):

**1) Started with 5**

Drew 5 dots

**2) Started with 2**

Drew 8 dots

**3) Started with 8**

Drew 2 dots

**4) Started with 6**

Drew 4 dots

**PART 3 Match Each Ten-Frame — Answers**

Correct connections (left frame dots → right number, each pair sums to 10):

**1 dot → 9**

= 10

**4 dots → 6**

= 10

**6 dots → 4**

= 10

**8 dots → 2**

= 10

**9 dots → 1**

= 10

**Play the free Make 10 game at [make10s.com](https://make10s.com)**

Just for fun — not medical advice.